

MOTOMAN HC10, HC10DT

Human-Collaborative Robot 6 integrated Torque Sensors



HC10



HC10DT with
switch box

MOTOMAN HC10 is a 6 axes human-collaborative robot with a payload of up to 10 kg. Operator's safety is assured by a Power and Force Limit technology that stops the robot in case of contact with an operator.

The robot arm can be hand guided by an operator and robot positions and gripper operation can be registered via so called "Easy Teaching Switch Box". These features offer time saving during the robot programming. The robots arm geometry was designed to avoid pinch points (finger).

The MOTOMAN HC10 robot can operate without additional protective measures like a safety fence, depending on the risk assessment. This saves space and costs. Its installation area is very flexible and therefore able to operate at different workplaces.

KEY BENEFITS

Controller

- Fully industrial robot controller
 - YRC1000 for HC10 and HC10DT
 - YRC1000micro for HC10DT

High safety

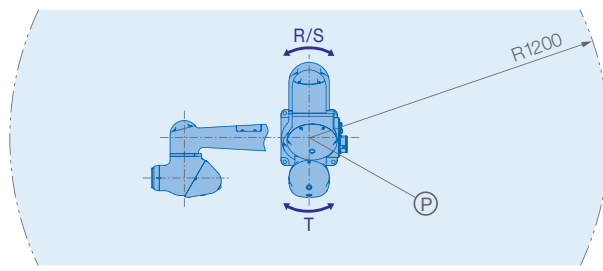
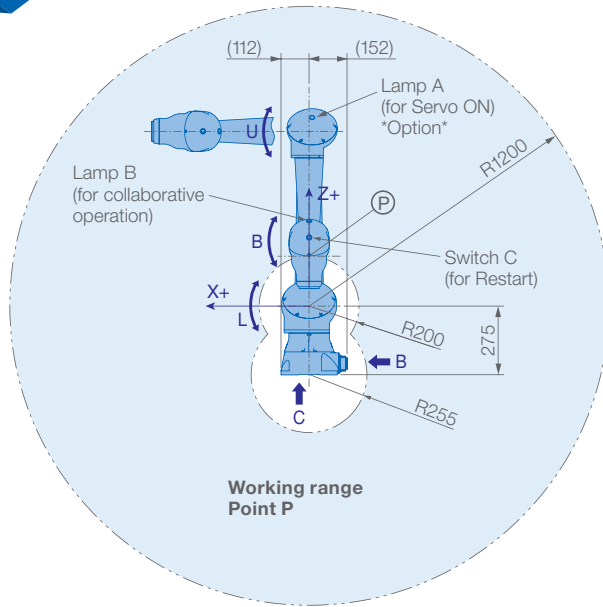
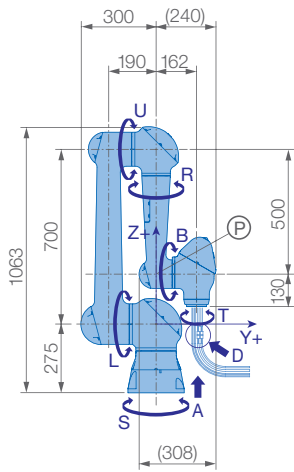
- Contact force between operator and robot is limited to a safe level
- Arm geometry designed to avoid pinch points (finger protection)
- Safety standards – applications for Industrial robots: ISO 10218-1 (5.10.5 Power and Force limiting)
- Complies to ISO TS 15066
- Safety functions industrial robot controller: ISO 13849-1, PLd, Cat. 3
- Functional Safety Unit included

Easy teaching

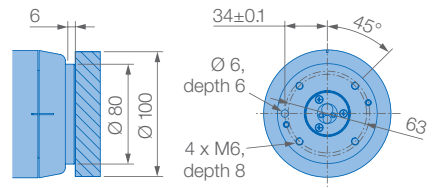
- Move the robot arm directly via hand guiding function: easy teaching mode with a switch box

No safety fence

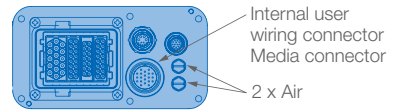
- Depending on the application, the HC10 can be used without a safety fence



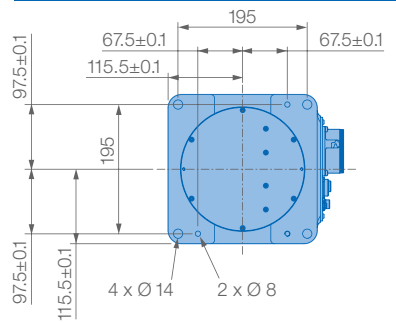
View A



View B



View C

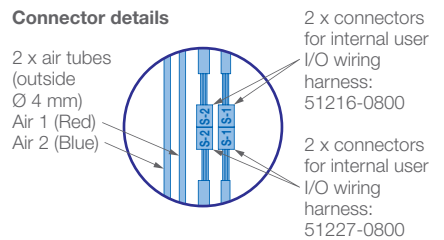


Mounting options: Floor, ceiling, wall, tilt*

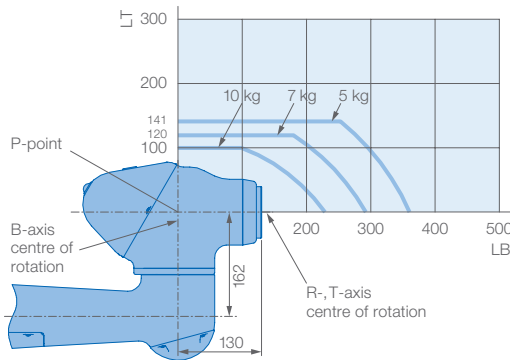
* tilt with condition of angle – see table below

Robot installation angle θ [deg.]	S-axis operating range [deg.]
$0 < \theta \leq 60$	no limit
$60 < \theta$	within ± 60

View D

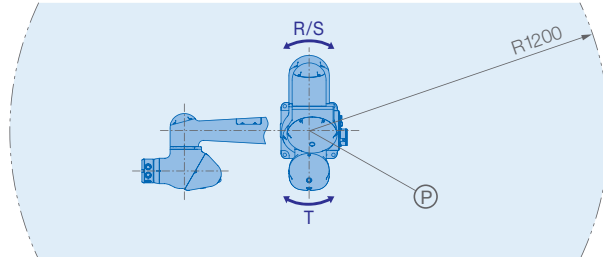
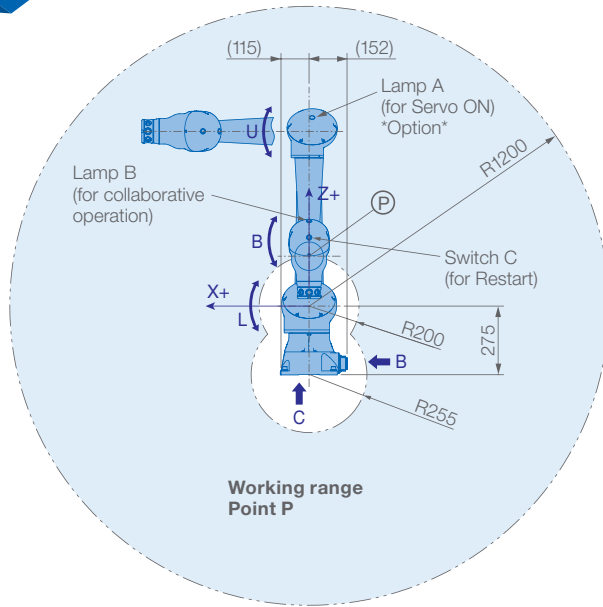
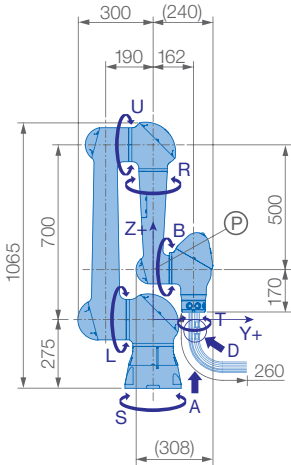


Allowable wrist load

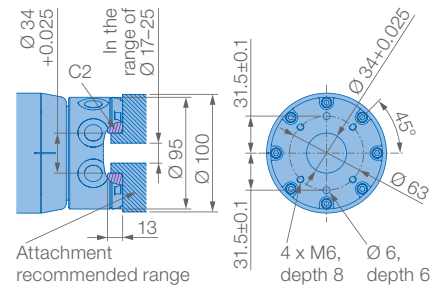


Specifications HC10						
Axes	Maximum motion range [°]	Maximum speed [°/sec.]	Allowable moment [Nm]	Allowable moment of inertia [kg · m ²]	Controlled axes	6
S	±180	130	–	–	Max. payload [kg]	10
L	±180	130	–	–	Repeatability [mm]	±0.1
U	+355/–5	180	–	–	Max. working range R [mm]	1200
R	±180	180	27.4	0.78	Temperature [°C]	0 to +40* 0 to +35**
B	±180	250	27.4	0.78	Humidity [%]	20 – 80
T	±180	250	9.8	0.1	Weight [kg]	47
					Power supply, average [KVA]	1

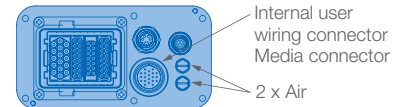
* during operation ** when the soft cover (optional) is attached



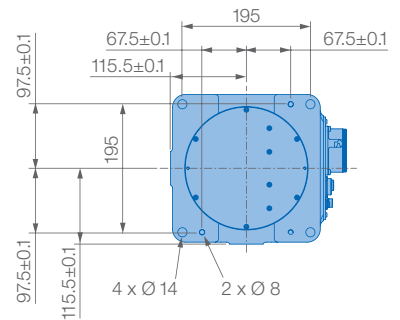
View A



View B



View C

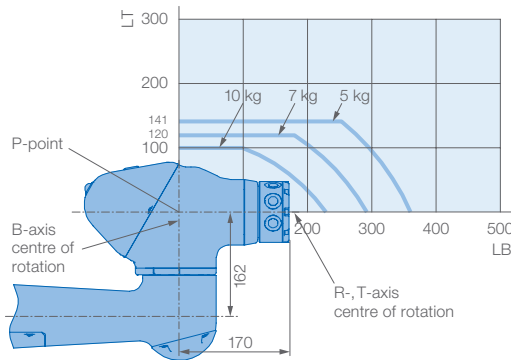


Mounting options: Floor, ceiling, wall, tilt*

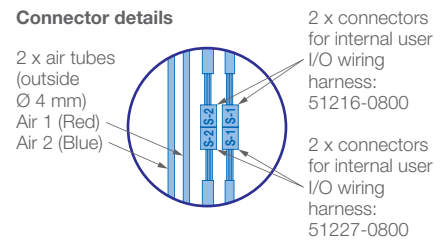
* tilt with condition of angle – see table below

Robot installation angle θ [deg.]	S-axis operating range [deg.]
$0 < \theta \leq 60$	no limit
$60 < \theta$	within ± 60

Allowable wrist load



View D



Specifications HC10DT

Axes	Maximum motion range [°]	Maximum speed [°/sec.]	Allowable moment [Nm]	Allowable moment of inertia [kg · m ²]	Controlled axes	
S	±180	130	–	–	Max. payload [kg]	6
L	±180	130	–	–	Repeatability [mm]	±0.1
U	+355/–5	180	–	–	Max. working range R [mm]	1200
R	±180	180	25.3	0.73	Temperature [°C]	0 to +40
B	±180	250	25.3	0.73	Humidity [%]	20 – 80
T	±180	250	9.8	0.1	Weight [kg]	48
					Power supply, average [KVA]	1

YASKAWA GROUP

- AT YASKAWA Austria
Schwechat/Wien
+43(0)1-707-9324-15
- CZ YASKAWA Czech s.r.o.
Rudná u Prahy
+420-257-941-718
- ES YASKAWA Ibérica, S.L.
Gavà/Barcelona
+34-93-6303478
- FR YASKAWA France SARL
Saint-Aignan-de-Grand-Lieu
+33-2-40131919
- FI YASKAWA Finland Oy
Turku +358-(0)-403000600
- GB YASKAWA UK Ltd.
Banbury +44-1295-272755
- IT YASKAWA Italia s.r.l.
Torino +39-011-9005833
- IL YASKAWA Europe Technology Ltd.
Rosh Ha'ayin +972-3-9004114
- NL YASKAWA Benelux B.V.
Son +31-40-2895500
- PL YASKAWA Polska Sp. z o.o.
Wrocław +48-71-7928670
- RU YASKAWA Nordic AB
Moskva +46-480-417-800
- SE YASKAWA Nordic AB
Torsås +46-480-417-800
- SI YASKAWA Slovenia
Ribnica +386-1-8372-410
- TR YASKAWA Turkey Elektrik
Ticaret Ltd. Sti.
İstanbul +90-216-5273450
- ZA YASKAWA Southern Africa (PTY) Ltd
Johannesburg +27-11-6083182

DISTRIBUTORS

- BG ARAMET ROBOTICS Ltd.
Yambol +359-885 317 294
Kammarton Bulgaria Ltd.
Sofia +359-02-926-6060
- CH Messer Eutectic Castolin
Switzerland S.A.
Dällikon +41-44-847-17-17
- DK Robotcenter Danmark
Løsning +45 7022 2477
- EE RKR Seadmed OÜ
Tallinn/Estonia +372-68-35-235
- GR Gizelis Robotics
Nea Kifissia +30-2106251455
- HU Flexman Robotics Kft
Budapest +36-30-9510065
- LT Profibus UAB
Panevezys +370-45-518575
- NO Skala Robotech AS
Lierstranda +47-32240600
- PT ROBOPLAN Lda
Aveiro +351-234 943 900
- RO Sam Robotics srl
Timisoara +40-720-279-866
MPL Automation S.R.L.
Satu Mare +40 (0) 261 750 741



YASKAWA Headquarters

YASKAWA Europe GmbH
Robotics Division
Yaskawastraße 1
85391 Allershausen, Germany
Tel. +49 (0) 8166/90-0
Fax +49 (0) 8166/90-103

robotics@yaskawa.eu.com
www.yaskawa.eu.com

YASKAWA ACADEMY and sales office Frankfurt

YASKAWA Europe GmbH
Robotics Division
Hauptstraße 185
65760 Eschborn, Germany
Tel. +49 (0) 6196/77725-0
Fax +49 (0) 6196/77725-39

All dimensions in mm.
Technical data may be subject to change without previous notice.
Please request detailed drawings at robotics@yaskawa.eu.com.

YR-1-06VXHC10-A00, YR-1-06VXHC10-A10
A-05-2018, A-No. 180780

YASKAWA